
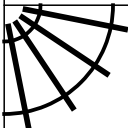
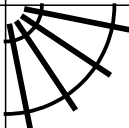




PUZZLE MADNESS

Daily Small Train Tracks Puzzle for Saturday 22nd June 2019

5 4 2 3 3 5 2 2

| | | | | | | | | |
|---|--|--|--|--|--|---|---|---|
| | | | | | | | | 2 |
| | | | | | | | | 5 |
| | | | | | | | | 6 |
| | | | | | | | | 2 |
| | | | | | | |  | 4 |
| | | | | | | | | 4 |
|  | | | | | |  | | 3 |