

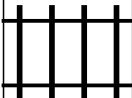





# PUZZLE MADNESS

Daily Small Train Tracks Puzzle for Monday 13th June 2022

|   |   |   |   |   |   |   |   |
|---|---|---|---|---|---|---|---|
| 1   | 7 | 1 | 4   | 8   | 4 | 2   |   |
|   |   |   |   |   |   |   | 4 |
|   |   |   |   |   |   |   | 2 |
|   |   |   |   |   |   |  | 4 |
|   |   |   |   |   |   |   | 4 |
|   |   |   |   |  |   |   | 3 |
|   |   |   |   |   |   |   | 4 |
|  |   |   |   |   |   |   | 4 |
|   |   |   |  |   |   |   | 2 |